

Module 4: Planning with Theme-based Learning Cycles: 12-36 Months

Purpose of Themes



Themes provide rich opportunities to:

- Foster a _____ and _____ learning environment.
- Make lasting learning connections to a specific topic.
- Hear and use new _____ in authentic and meaningful ways.

Theme-based Learning Cycles




Theme-based Learning Cycles are included for children _____ months and _____ months.

What does the white bear icon signal?



They are structured exactly like the Core Learning Cycles. For 12-24 months, Theme-based Learning Cycles are 4 weeks long. For 24-36 months, there is a Cycle A that is 4 weeks long, followed by a Cycle B that is 4 weeks long, for 8 weeks.

Theme-based Learning Cycles can be repeated _____ and _____, just like the core cycle. You can also return to the core cycle or a different Theme-based Cycle once a cycle is completed. Guidance is provided at the end of each Weekly Overview to help you understand your options on where to go next.



What's Next?

Option 1:
Go back to Core Cycle B Week 1

Option 2:
Begin any Theme Cycle B Week 1

Option 3:
Go to The Sky Above Me Week 1

Theme-based Weekly Overviews



About This Theme: learn the general focus of the theme topic and tips for encouraging families to be involved with the new theme

Activities: contain all the tips and activities found in your Core Learning Cycle along with songs, books, and activity ideas that specifically support the chosen theme topic.



Orange Bear Theme Icon: signals when an activity directly connects to the theme or when suggestions are provided to connect to the theme



- _____ **the Activity Name:** signals the activity directly connects to the theme topic

 Body Outlines
 Boo-Boo Band Aid


- **Directly** _____ **the Activity Name:** signals an idea is provided to help connect the activity to the theme

 Puppet Friends
 Use people puppets to point out and talk about different body parts or act out different feelings.

- **Not Connected to an Activity:** signals a tip to help connect the theme to the learning area

FINE MOTOR


Road Trip

 Sponge Play

GROSS MOTOR

Freeze Dance

Kick Ball

 Name body parts and talk about the movements of the body while playing motor games this week.

Theme Family Letters

In the Appendix section, family letters are provided in English and Spanish to help families understand why themes are important, share the theme's focus, and explain how they can support learning at home.



jot down how these letters will help the families you serve or ways you might want to adjust the letters to fit your needs better.

Theme Alert: I'm Me! I'm Special!

Dear Family,

We wanted to share that we will have a new theme for the Fall called "I'm Me! I'm Special!" This theme is all about who we are as individuals. We want to help you understand why this theme is important and how you can support your child's learning at home. We have some ideas for you to try at home. We hope you can help your child learn about themselves and others. We hope you can help your child learn about themselves and others. We hope you can help your child learn about themselves and others.

How you can help:

Alerta de tema: ¡Soy yo! ¡Soy especial!

Querida familia,

Queremos compartir con usted que tendremos un nuevo tema para el otoño llamado "¡Soy yo! ¡Soy especial!". Este tema es todo sobre quiénes somos como individuos. Queremos ayudarle a comprender por qué este tema es importante y cómo puede apoyar el aprendizaje de su hijo en casa. Tenemos algunas ideas para que pueda probar en casa. Esperamos que pueda ayudar a su hijo a aprender sobre sí mismo y los demás. Esperamos que pueda ayudar a su hijo a aprender sobre sí mismo y los demás.

¿Cómo puede ayudar:

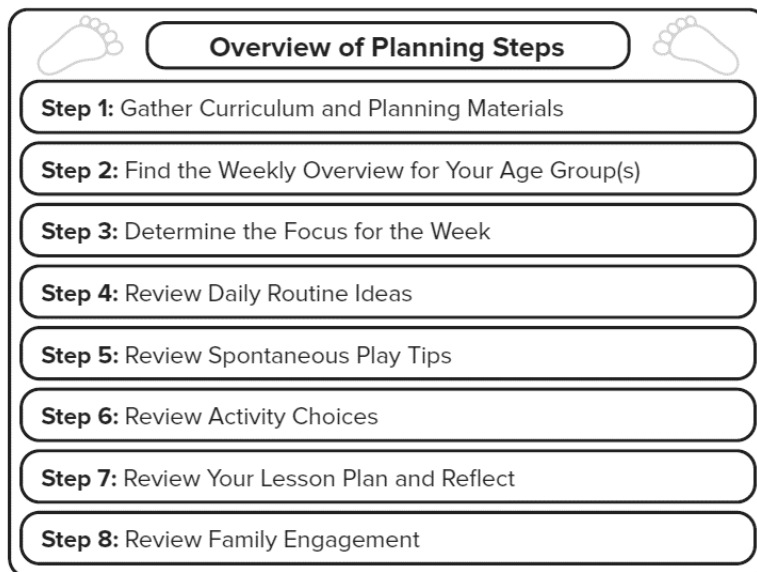


Check for Understanding

- _____ offer fun ways to be responsive to children's interests while introducing them to new experiences, materials, and vocabulary.
- _____ helps you learn the general focus of the theme topic and tips for encouraging families to be involved with the new theme.
- Theme-based Learning Cycles contain all the tips and activities found in the _____.
- The _____ icon is used to signal a theme tip.

Overview of Planning Steps

Theme-based Learning Cycles follow the same planning steps as the Core Learning Cycles. The only difference is you will use the About the Theme information and the theme tips to thoughtfully incorporate theme-related topics into each part of your lesson plan.





Where can you find the Steps for Lesson Planning?



Locating Planning Resources

- *Teacher's Guide*
 - Specific information about Theme-based Learning Cycles
 - List of themes included in the curriculum
 - Steps for Lesson Planning
 - Planning Forms
 - Theme Family Letters
 - Developmental Milestones Checklists
- *Plan Your Week*
 - Specific information about Theme-based Learning Cycles
 - List of themes included in the curriculum
 - Theme-based Weekly Overviews



Where Do I Get Help?

Visit: cliengagement.org

Professional Development Resources

Access Free Online Training Modules at:


<https://clisolutionsgroup.org/circle-infant-and-toddler-curriculum/>

Module 1: Getting to Know the Curriculum Components

Module 2: Taking a Closer Look at Plan Your Week and Activities A-Z

Module 3: Planning with Core Learning Cycles: 0-36 Months

Module 4: Planning with Theme-based Learning Cycles: 12-36 Months



Questions? Email us: CIRCLECurriculum@uth.tmc.edu

We hope you  your CIRCLE Infant and Toddler Curriculum!



Child/Group:

Cycle/Week:

Date:

Daily Routines

Spontaneous Play

	Monday	Tuesday	Wednesday	Thursday	Friday
Cognitive					
Language and Communication					
Physical Health and Motor					
Social and Emotional					

	Monday	Tuesday	Wednesday	Thursday	Friday
Songs, Rhymes, and Chants					
Storytime					
Art Exploration					

Family Engagement

Notes